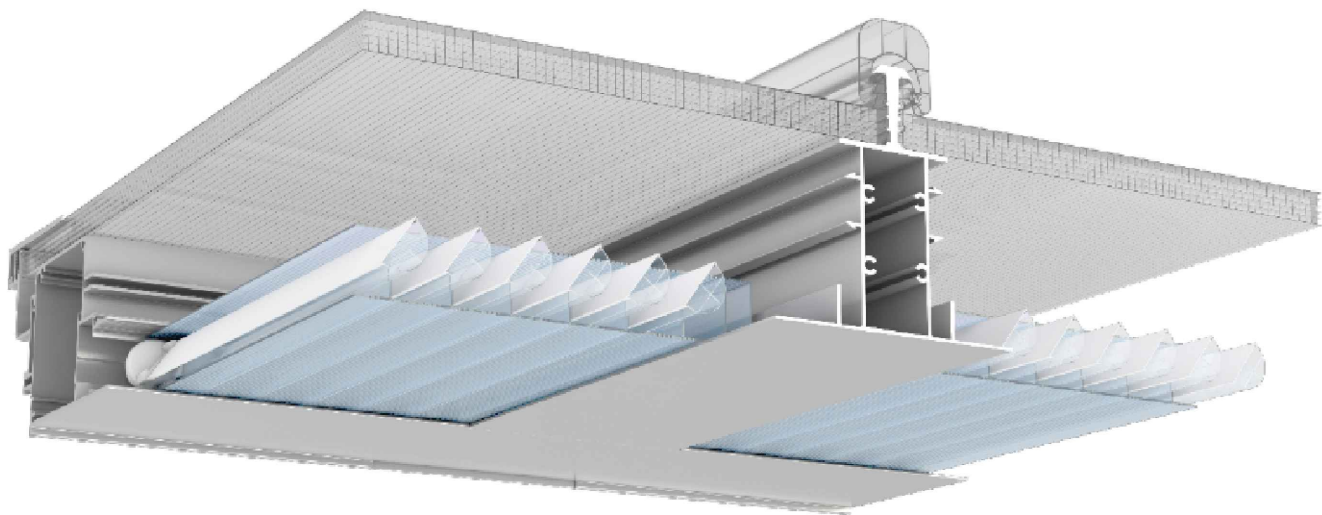


DANPAL CONTROLITE ROOF SYSTEM



GENERAL NOTES

DRAWING INFORMATION:

This drawing set is only applicable to the standard Danpal Controlite Roof System using Danpalon® Multicell panels and related accessories. © Copyright 2020 Danpal Australia Pty Ltd. All components shown are made-to-order from overseas.

FLASHINGS AND SEALANT:

Any flashings shown are indicative only. Suitable flashings should be designed and installed to ensure water runoff is adequately controlled and directed to suitable drainage provisions.

If required, only use neutral cure non-acetic silicone that is polycarbonate compatible.

Flashings and sealant are not supplied by Danpal.

SUB-STRUCTURE:

The sub-structure must be suitably designed by an engineer to withstand expected loads and should be designed to provide suitable support to the Danpal System, ensuring that Danpal maximum spans are not exceeded.

WARRANTY:

All Danpal materials are covered against defects by a 10 Year Commercial Limited Warranty. For further details or for project-specific warranty variations, please consult Danpal Australia.

DANPAL® STANDARD COMPONENT DETAILS ARE INTENDED ONLY AS A GUIDE.

FOR PROJECT-SPECIFIC ENGINEERING DOCUMENTATION BY AN APPROPRIATELY QUALIFIED ENGINEER.



Dan Pal Australia Pty Ltd
ABN 85 124 859 212
11/4-6 Junction Street, Auburn NSW 2144
Tel: 02 9475 2000 Web: www.danpal.com.au

Sheet Title:
TITLE PAGE AND GENERAL NOTES

Drawing Series:
DANPAL CONTROLITE ROOF SYSTEM STANDARD DETAILS

Drawn:
HL

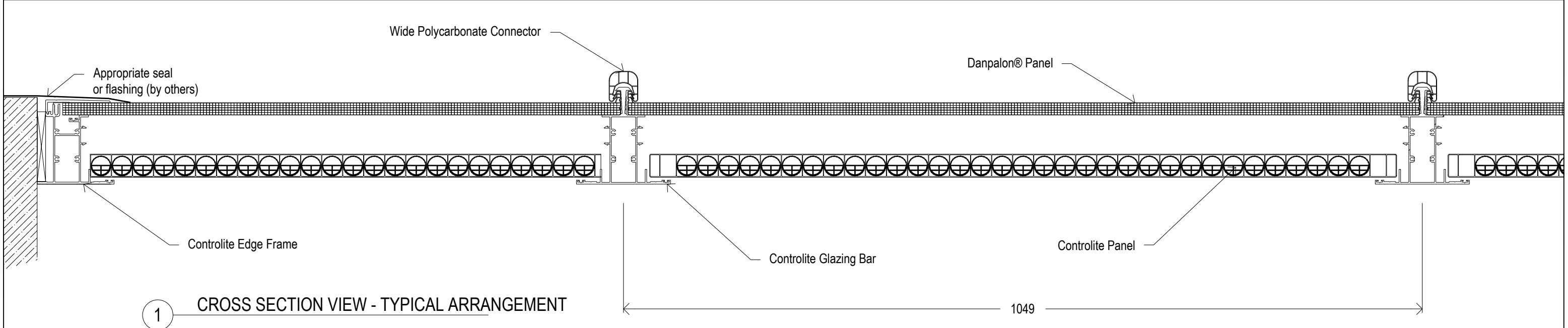
Sheet Scale:
NTS

Checked:
AN

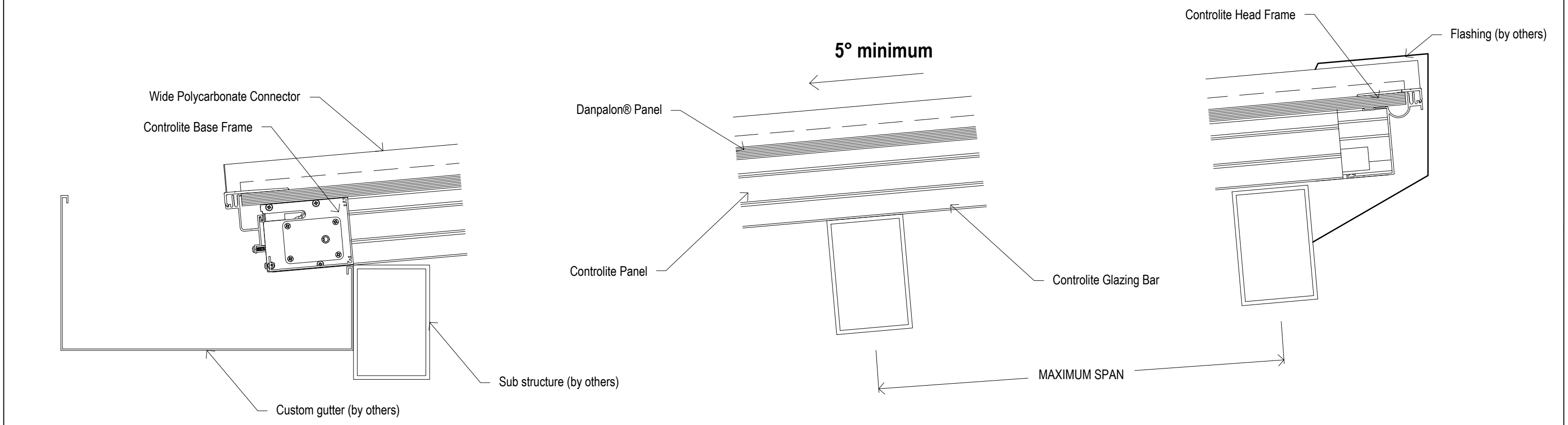
Date:
15/1/2021

Revision:
A

Sheet:
1 of **2**



1 CROSS SECTION VIEW - TYPICAL ARRANGEMENT



2 LONGITUDINAL SECTION DETAILS